

# Q-RUB-NUT



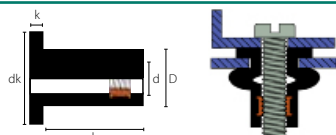
Body: **E.P.D.M. rubber**  
Flat head  
Open end






Hülse: **E.P.D.M.**  
Flachkopf  
Offen



Cuerpo: **Caucho E.P.D.M.**  
Cabeza ancha  
Abierta



d	D	L	 min - max	 mm	dk	k	 [Nm]	shore A	code
mm	Ø	mm	mm	mm	Ø	max.			
<b>M3</b>	7.9	12.6	0.4 - 4.0	Ø8.0	11.0	1.2	0.25 - 0.50	60	<b>02EP11F0301</b>
<b>M4</b>	7.9	12.6	0.4 - 4.0	Ø8.0	11.0	1.2	0.25 - 0.40	70	<b>02EP11F0401</b>
<b>M5</b>	9.6	14.1	0.4 - 4.9	Ø9.7	12.7	0.9	0.35 - 0.50	60	<b>02EP11F0501</b>
		21.5	4.0 - 10.0		14.0	0.9	0.30 - 0.90	60	<b>02EP11F0502</b>
		26.5	7.9 - 16.0		14.0	1.3	0.30 - 0.70	60	<b>02EP11F0503</b>
		39.0	20.5 - 30.0		14.0	1.3	0.60 - 1.00	60	<b>02EP11F0504</b>
<b>M6</b>	12.7	16.0	0.4 - 2.8	Ø12.8	16.0	1.3	0.60 - 1.00	60	<b>02EP11F0601</b>
		21.1	0.8 - 4.7		19.0	4.7	0.80 - 1.00	70	<b>02EP11F0602</b>
		26.7	6.4 - 11.5		16.3	2.0	0.80 - 1.00	70	<b>02EP11F0603</b>
<b>M8</b>	15.9	18.3	0.4 - 4.0	Ø16.0	21.5	3.2	1.00 - 1.50	60	<b>02EP11F0801</b>
		27.9	3.95 - 9.5			5.7	1.00 - 1.60	60	<b>02EP11F0802</b>
		50.0	15.0 - 39.0			1.6	3.00 - 4.00	60	<b>02EP11F0803</b>
<b>M10</b>	20.0	55.0	19.0 - 38.0	Ø20.1	22.5	1.3	4.50 - 5.50	60	<b>02EP11F1001</b>
<b>M12</b>	24.0	78.0	38.0 - 56.0	Ø24.1	27.0	1.3	6.00 - 7.00	60	<b>02EP11F1201</b>