

# Q-NUT STANDARD



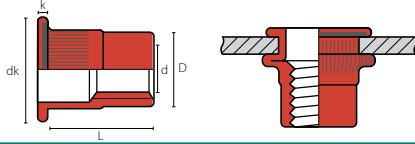
Body: **Stainless Steel A2**  
Flat head  
Open end







Hülse: **Edelstahl A2**  
Flachkopf  
Offen



Cuerpo: **Inox A2**  
Cabeza ancha  
Abierta



d	D	L	 min - max	 mm	dk	k	 [Nm]	 [N]	code
	Ø	mm	mm	mm	Ø	max.			
M3	4.9	10.0	0.5 - 3.0	Ø5.0	6.5	1.0	1.2	4000	02SS01F0301
M4	5.9	10.0	0.5 - 3.0	Ø6.0	8.5	1.0	3.0	6800	02SS01F0401
M5	6.9	12.0	0.5 - 3.0	Ø7.0	9.5	1.0	6.0	10000	02SS01F0501
M6	8.9	14.5	0.5 - 3.0	Ø9.0	12.5	1.5	10.0	15000	02SS01F0601
M8	10.9	16.0	0.5 - 3.0	Ø11.0	15.5	1.5	24.0	27000	02SS01F0801
M10	12.9	17.0	1.0 - 3.5	Ø13.0	18.5	2.0	48.0	37000	02SS01F1001
M12	15.9	25.0	1.0 - 4.0	Ø16.0	22.0	2.0	82.0	54000	02SS01F1201



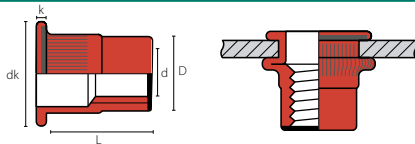
Body: **Stainless Steel A2**  
Flat head  
Closed end







Hülse: **Edelstahl A2**  
Flachkopf  
Geschlossen



Cuerpo: **Inox A2**  
Cabeza ancha  
Cerrada



d	D	L	 min - max	 mm	dk	k	 [Nm]	 [N]	code
	Ø	mm	mm	mm	Ø	max.			
M4	5.9	16.5	0.5 - 3.0	Ø6.0	8.5	1.0	3.0	6800	02SS02F0401
M5	6.9	19.0	0.5 - 3.0	Ø7.0	9.5	1.0	6.0	10000	02SS02F0501
M6	8.9	22.0	0.5 - 3.0	Ø9.0	12.5	1.5	10.0	15000	02SS02F0601
M8	10.9	26.5	0.5 - 3.0	Ø11.0	15.5	1.5	24.0	27000	02SS02F0801
M10	12.9	37.0	1.0 - 3.5	Ø13.0	18.5	2.0	48.0	37000	02SS02F1001