

Q-STANDARD



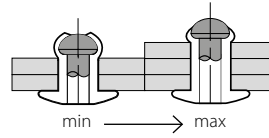
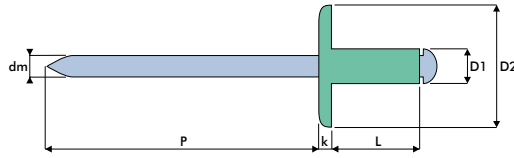
Body: **Aluminium**
Stem: **Steel**
Extra large head







Hülse: **Aluminium**
Dorn: **Stahl**
Extra Großkopf



Cuerpo: **Aluminio**
Vástago: **Acero**
Remache cabeza extra ancha



DIN EN ISO 15977

D1	L	 min - max	 mm	D2	k max.	dm ref.	p min.	 [N]	 [N]	code
mm	mm	mm	mm	mm	mm	mm	mm	[N]	[N]	
4.8	10.0	3.5 - 5.5	4.9	16.0	1.8	2.63	28	2600	1850	10AS34810
	12.0	5.5 - 7.5	10AS34812							
	14.0	7.5 - 9.5	10AS34814							
	16.0	9.0 - 11.0	10AS34816							
	18.0	11.0 - 13.0	10AS34818							
	20.0	13.0 - 15.0	10AS34820							
	22.0	15.0 - 17.0	10AS34822							
	24.0	17.0 - 19.0	10AS34824							
	25.0	18.0 - 20.0	10AS34825							
	26.0	19.0 - 21.0	10AS34826							
	28.0	18.0 - 22.0	10AS34828							
	30.0	20.0 - 25.0	10AS34830							
35.0	25.0 - 30.0	10AS34835								
5.0	10.0	4.0 - 6.0	5.1	16.0	1.6	2.63	28	3100	2150	10AS35010
	12.0	6.0 - 8.0	10AS35012							
	14.0	7.0 - 9.0	10AS35014							
	16.0	8.0 - 12.0	10AS35016							
	18.0	11.0 - 13.0	10AS35018							
	21.0	13.0 - 16.0	10AS35021							
	24.0	17.0 - 19.0	10AS35024							
	27.0	20.0 - 22.0	10AS35027							
	30.0	20.0 - 25.0	10AS35030							