

Q-STANDARD



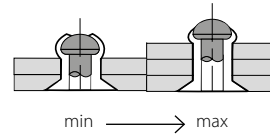
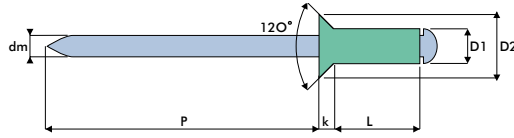
Body: **Aluminium**
Stem: **Steel**
Countersunk head







Hülse: **Aluminium**
Dorn: **Stahl**
Senkkopf



Cuerpo: **Aluminio**
Vástago: **Acero**
Remache avellanada



DIN EN ISO 15978

D1	L	 min - max		D2	k max.	dm ref.	p min.	 [N]	 [N]	code
mm	mm	mm	mm	mm	mm	mm	mm	[N]	[N]	
2.4	6.0	2.0 - 4.0	2.5	5.0	0.8	1.37	26	550	350	10AS42406
	8.0	4.0 - 6.0								10AS42408
	10.0	6.0 - 8.0								10AS42410
3.0	6.0	2.0 - 3.5	3.1	6.0	1.0	1.70	26	850	550	10AS43006
	8.0	3.5 - 5.0								10AS43008
	10.0	5.0 - 7.0								10AS43010
	12.0	7.0 - 9.0								10AS43012
	14.0	9.0 - 11.0								10AS43014
3.2	6.0	1.5 - 3.5	3.3	6.0	1.0	1.75	26	1100	750	10AS43206
	8.0	3.5 - 5.0								10AS43208
	10.0	5.0 - 7.0								10AS43210
	12.0	7.0 - 9.0								10AS43212
	14.0	9.0 - 11.0								10AS43214
	16.0	9.0 - 13.0								10AS43216
4.0	6.0	1.5 - 2.0	4.1	7.5	1.3	2.15	27	1800	1250	10AS44006
	8.0	2.0 - 5.0								10AS44008
	10.0	5.0 - 6.5								10AS44010
	12.0	6.5 - 8.5								10AS44012
	14.0	8.0 - 10.5								10AS44014
	16.0	8.5 - 12.5								10AS44016
	18.0	10.5 - 14.0								10AS44018
	20.0	12.5 - 16.5								10AS44020