

Q-STANDARD



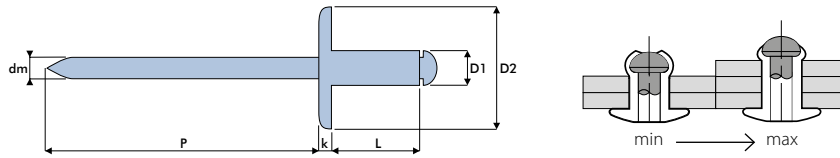
Body: **Steel**
Stem: **Steel**
Extra large head







Hülse: **Stahl**
Dorn: **Stahl**
Extra Großkopf



Cuerpo: **Acero**
Vástago: **Acero**
Remache cabeza extra ancha



DIN EN ISO 15979

D1	L	 min - max	 mm	D2	k	dm	p	 [N]	 [N]	code
	mm	mm	mm	mm	mm	mm	mm	[N]	[N]	
4.8	10.0	4.0 - 6.0	4.9	16.0	1.8	2.90	28	3100	2900	10SS34810
	12.0	6.0 - 8.0								10SS34812
	14.0	7.0 - 9.0								10SS34814
	16.0	8.0 - 11.0								10SS34816
	18.0	10.0 - 13.0								10SS34818
	20.0	11.0 - 15.0								10SS34820
	22.0	13.0 - 17.0								10SS34822