

Q-STANDARD



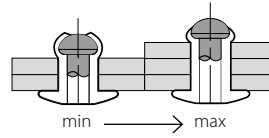
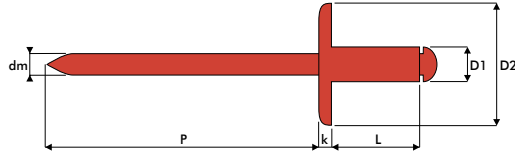
Body: **Stainless Steel A2**
Stem: **Stainless Steel A2**
Extra large head







Hülse: **Edelstahl A2**
Dorn: **Edelstahl A2**
Extra Großkopf



Cuerpo: **Inox A2**
Vástago: **Inox A2**
Remache cabeza extra ancha



Similar DIN EN ISO 15983

D1	L	 min - max	 mm	D2	k max.	dm ref.	p min.	 [N]	 [N]	code
	mm	mm	mm	mm	mm	mm	mm	[N]	[N]	
4.8	10.0	4.0 - 6.0	4.9	16.0	1.8	2.85	28	5000	4000	10XX34810
	12.0	6.0 - 8.0								10XX34812
	13.0	6.5 - 8.5								10XX34813
	14.0	8.0 - 9.5								10XX34814
	17.0	9.5 - 11.0								10XX34817
	20.0	13.0 - 16.0								10XX34820
	24.0	15.0 - 19.0								10XX34824
	25.0	16.0 - 20.0								10XX34825