

Q-STANDARD



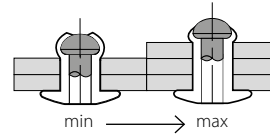
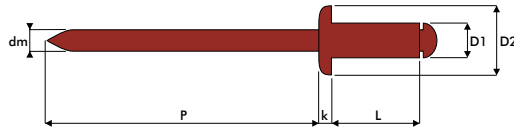
Body: **Stainless Steel A4**
Stem: **Stainless Steel A4**
Dome head







Hülse: **Edelstahl A4**
Dorn: **Edelstahl A4**
Flachrundkopf



Cuerpo: **Inox A4**
Vástago: **Inox A4**
Remache alomada



Similar DIN EN ISO 15983

D1	L	 min - max	 mm	D2	k max.	dm ref.	p min.	 [N]	 [N]	code
mm	mm	mm	mm	mm	mm	mm	mm	[N]	[N]	
3.0	6.0	0.5 - 3.0	3.1	6.3	1.0	1.75	26	2200	1800	10ZZ13006
	8.0	3.0 - 5.0								10ZZ13008
	10.0	5.0 - 6.5								10ZZ13010
3.2	6.0	0.5 - 3.0	3.3	6.3	1.0	1.95	26	2500	1900	10ZZ13206
	8.0	3.0 - 5.0								10ZZ13208
	10.0	5.0 - 6.5								10ZZ13210
	12.0	6.5 - 8.5								10ZZ13212
4.0	6.0	1.0 - 2.5	4.1	8.0	1.3	2.45	27	3500	2700	10ZZ14006
	8.0	2.5 - 4.5								10ZZ14008
	10.0	4.5 - 6.5								10ZZ14010
	12.0	6.5 - 8.5								10ZZ14012
	13.0	6.5 - 9.5								10ZZ14013
	14.0	8.5 - 10.0								10ZZ14014
	16.0	10.0 - 12.0								10ZZ14016
4.8	8.0	2.0 - 4.0	4.9	9.5	1.4	2.85	28	5000	4000	10ZZ14808
	10.0	4.0 - 6.0								10ZZ14810
	12.0	6.0 - 8.0								10ZZ14812
	14.0	7.5 - 9.5								10ZZ14814
	16.0	8.0 - 11.0								10ZZ14816
	18.0	11.0 - 13.0								10ZZ14818
	20.0	13.0 - 16.0								10ZZ14820
	22.0	15.0 - 17.0								10ZZ14822