

Q-MULTIGRIP STANDARD



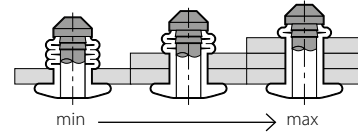
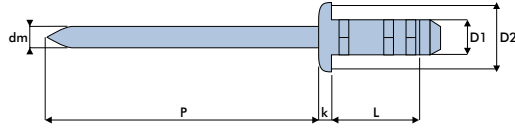
Body: **Steel**
Stem: **Steel**
Dome head







Hülse: **Stahl**
Dorn: **Stahl**
Flachrundkopf



Cuerpo: **Acero**
Vástago: **Acero**
Remache alomada



D1	L	 min - max	 mm	D2	k max.	dm ref.	p min.	 [N]	 [N]	code
	mm	mm	mm	mm	mm	mm	mm			
3.2	7.0	1.0 - 3.5	3.3 - 3.4	7.3	1.0	2.05	26	1200	900	15SS13207
	9.0	1.0 - 4.0								15SS13209
	11.0	1.0 - 5.5								15SS13211
	12.0	2.0 - 7.0								15SS13212
	14.0	4.0 - 9.0								15SS13214
4.0	10.8	1.5 - 5.0	4.1 - 4.2	8.1	1.4	2.50	27	2090	1650	15SS14010
	12.5	3.0 - 7.0								15SS14012
	15.0	5.5 - 8.5								15SS14015
4.8	10.0	1.0 - 5.0	4.9 - 5.0	9.6	1.5	3.10	28	2900	2600	15SS14810
	12.7	1.0 - 7.5								15SS14812
	13.5	3.0 - 8.5								15SS14813
	17.5	6.3 - 12.7								15SS14817