

Q-SEALED



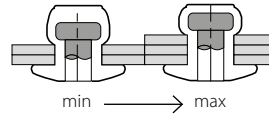
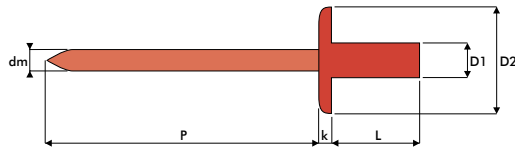
Body: **Stainless Steel A2**
Stem: **Stainless Steel A1**
Large head







Hülse: **Edelstahl A2**
Dorn: **Edelstahl A1**
Großkopf



Cuerpo: **Inox A2**
Vástago: **Inox A1**
Remache cabeza ancha



Similar DIN EN ISO 16585

D1	L	 min - max	 mm	D2	k max.	dm ref.	p min.	 [N]	 [N]	code
	mm	mm	mm	mm	mm	mm	mm	[N]	[N]	
3.2	6.0	0.5 - 1.5	3.3	9.5	2.3	1.90	26	2200	2000	20XY23206
	8.0	1.5 - 3.0								20XY23208
	9.5	3.0 - 5.0								20XY23209
	12.0	5.0 - 7.0								20XY23212
4.0	6.0	0.5 - 1.5	4.1	12.0	1.3	2.30	27	3500	3000	20XY24006
	8.0	1.5 - 3.0								20XY24008
	10.0	3.0 - 5.0								20XY24010
	12.0	5.0 - 6.5								20XY24012
	15.0	6.5 - 10.5								20XY24015
4.8	8.0	1.0 - 3.0	4.9	14.0	1.7	2.90	28	4400	4000	20XY24808
	9.5	3.0 - 4.5								20XY24809
	12.0	4.5 - 6.0								20XY24812
	16.0	6.0 - 10.5								20XY24816
	20.0	10.5 - 14.0								20XY24820